

ECA Research



Facts & Key figures

Coupe d'Afrique des Nations



Angola, 10-31 January 2010

Table of Contents

Club origin of the players	p.4
Most represented leagues	p.5
Most represented clubs	p.5
European clubs represented	p.6
ECA clubs represented	p.7
European club representation in African teams	p.9
Average age within the African teams	p.10
Top 3 countries in number of players by Age category	p.11
Full Study of African Nations qualified for the FIFA World Cup 2010	p.12

The **African Cup of Nations (CAN)**, is the main international football competition in Africa. It is organised by the Confédération Africaine de Football (CAF), and the first edition was held in 1957. Since 1968, it has been held every two years in January. The 27th edition is hosted in Angola from the 10th to 31 January 2010.

Many complaints have been raised by European clubs about CAN's scheduling. As a result ECA/FIFA have signed a letter of intent which states in point D (10 July 2008): "*Whenever possible, FIFA will start discussions with the African Football Confederation to consider scheduling the African cup of Nations every second time in the summer (as from 2016) and/or in any case as early as possible in January*". Currently, the qualification to the FIFA World Cup issued to qualify as well for the CAN¹.

Out of 55 countries belonging to the Confédération Africaine de Football (CAF), 13 have won the trophy, leading by Egypt winning 6 times. 16 teams never reached the final phase. For the 2010 edition, out of the 16 participants, 7 countries have already won the tournament.

The 2010 participants are:

Group A	Group B	Group C	Group D
 Angola	 Burkina Faso	 Benin	 Cameroon
 Algeria	 Côte d'Ivoire	 Egypt	 Gabon
 Malawi	 Ghana	 Mozambique	 Tunisia
 Mali	 Togo ²	 Nigeria	 Zambia

When Africa is playing, all clubs have to release their players for the tournament according to the FIFA regulations. Since 1982, when the first African player who signed a professional contract with an European club (goalkeeper Thomas Nkono from Cameroon with Espanyol Barcelona) the exodus of African players has not diminished the development of football in Africa. The presence of players playing in Europe is vital for African football nations and even for the survival of the CAN.

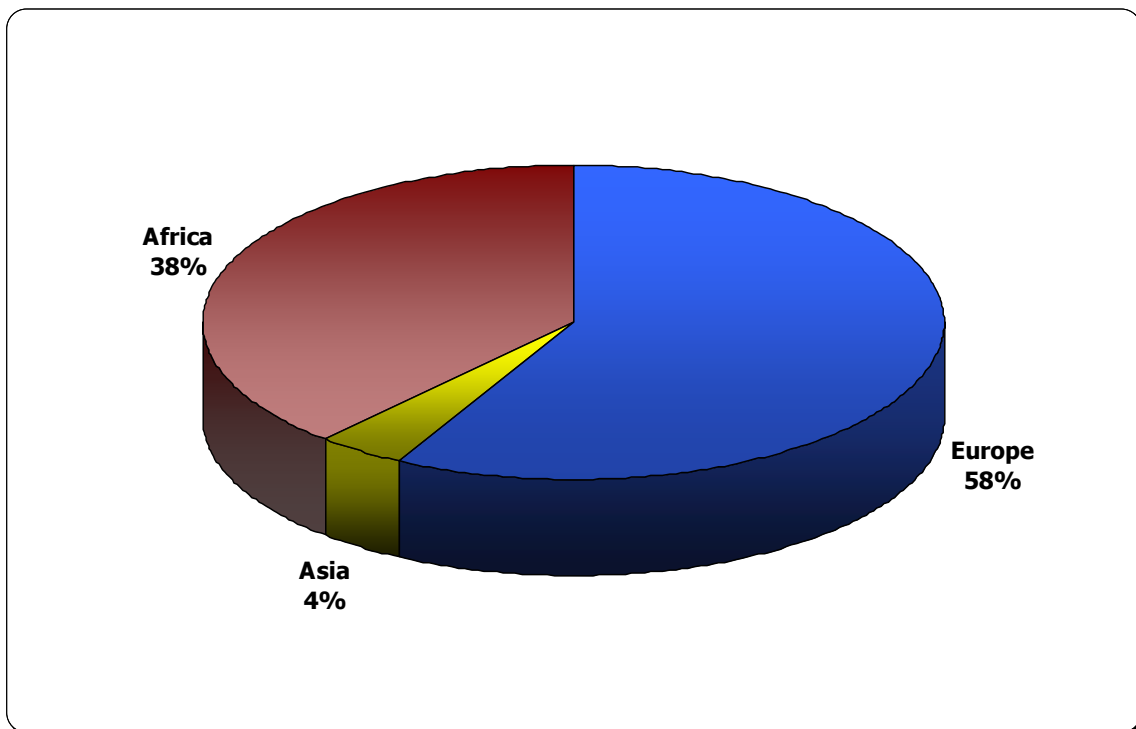
Africa is now the provider of some of the most important players in European football. This ECA research below shows the importance of the European clubs in the CAN 2010. The results are based on a research conducted on the basis of the official list of CAN players of the 10th January 2010.

¹ The African Cup of Nations (CAN) is organised in two phases (preliminary phase and final phase). Only the team of the association organising the final Tournament is automatically qualified. The fifteen other teams shall qualify for the final Tournament through the matches of the preliminary phase. Since the CAF change his qualification rules (1996 – CAN with 16 teams then 2002 automatic qualification), the three best are automatically qualified for the CAN 2010 and the top teams of the five CAF groups are qualified to the 2010 FIFA World Cup.

² Togo were officially disqualified from the African Cup of Nations 2010 after missing their opening game against Ghana

Club origin of the players

Amongst the **368** registered players, **213** players are playing in one of the UEFA domestic leagues, **141** players playing in one the African leagues (CAF) and **14** players playing in Asian leagues (AFC). Interestingly, none of the players are playing on the American continent (CONMEBOL/CONCACAF)















Source : ECA/CAF

(Europe 57.88%, Africa 38.31%, Asia 3.80%)

Most represented leagues

For every 5 players, 1 player is playing in the French league (**20.7%**). If we count amongst the "BIG 5" leagues, **38.1%** of the African players play in France, England, Germany, Spain or Italy.

Players	Country of the league
68	 France
26	 <i>Egypt</i>
22	 England  <i>South Africa</i>
19	 Germany  <i>Tunisia</i>
12	 Angola
10	 Portugal  <i>Mozambique</i>
9	 Spain  <i>Malawi</i>
7	 Italy










Most represented clubs

Most of the European clubs have players from different African teams, whilst most African top clubs have players belonging to their own National Association.

Players	Club Name
9	 OGC Nice
6	 <i>Al Ahly (Egypt)</i>  <i>Atlético Petróleos Luanda (Angola)</i>
5	 União Desportiva de Leiria (Portugal)  <i>Entente Sportive Sétif (Algeria)</i>  <i>Étoile sportive du Sahel (Tunisia)</i>  <i>Espérance sportive de Tunis (Tunisia)</i>  <i>Super ESCOM Blantyre (Malawi)</i>  <i>Zamalek Sporting Club (Egypt)</i>
4	 Chelsea FC  Portsmouth Football Club  AS Monaco FC  Olympique de Marseille  FC Nantes  FC Sion  <i>Club africain (Tunisia)</i>  <i>Clube Ferroviário de Maputo (Mozambique)</i>

European clubs represented

The 213 players are playing in one of the **28** European leagues. **142** European clubs are involved in releasing African players. Interestingly, not only the European top leagues are represented, but also lower leagues such as the 4th French League CFA (i.e. Vendée Herbiers Football).

UEFA Ranking of the Country ³	Country	Number of clubs	Club
1	 England	14	Chelsea FC, Arsenal FC, Tottenham Hotspur FC, Manchester City FC, Everton FC, Blackpool FC, Leeds United, Bolton Wanderers, Hull City, Newcastle United FC, Burnley FC, Plymouth Argyle, Fulham FC, Wigan Athletic
2	 Spain	8	FC Barcelona, Sevilla FC, Real Madrid CF, Espanyol Barcelona, Real Valladolid, Betis Sevilla, RCD Mallorca, UD Almeria
3	 Italy	7	AC Milan, FC Internazionale Milano, Juventus, Lazio Roma, AC Siena, AS Bari, Udinese Calcio,
4	 France	36	Olympique Lyonnais, Olympique de Marseille, LOSC Lille Metropole, AS Monaco FC, AJ Auxerre, FC Girondins de Bordeaux, Paris-St-Germain FC, AS Nancy, AS Saint-Etienne, FC Sochaux, Le Mans UC 72, Stade Rennais, US Boulogne, Valenciennes FC, RC Lens, FC Nantes, FC Metz, Lorient FC, RC Strasbourg, Arles Avignon, AC Havre, Clermont Foot, Chateauroux FC, Dijon FCO, EA Guingamp, Stade Brest, Istres FC, Stade Laval, Libourne FC, Gueugnon FC, Evian TG FC, GSI Pontivy, Thouars FC, CS Louhans-Cuiseaux, Nimes Olympique, Vendée Herbiers Football
5	 Germany	16	FC Schalke 04, Bayer 04 Leverkusen, Hamburger SV, VfL Wolfsburg, BV Borussia Dortmund, VfB Stuttgart, Borussia M'glabach, FC Köln, TSG Hoffenheim, VfL Bochum, SC Freiburg, Arminia Bielefeld, 1. FC Kaiserslautern, Hannover FC, TSV München, Fortuna Düsseldorf
6	 Russia	5	PFC CSKA Moskva, FC Lokomotiv Moskva, Kuban Krasnodar, FC Kamaz Naberezhnye Chelny, FK Alania Vladikavkaz
7	 Romania	5	FC Dinamo București, CFR 1907 Cluj, FC Timișoara, Vaslui FC, International Curtea of Arges
8	 Portugal	6	Sporting Clube de Portugal, National Madeira, SL Benfica, Rio AFC, União Desportiva de Leiria, Martimo Funchal
9	 Netherlands	5	AFC Ajax Amsterdam, FC Utrecht, NAC Breda, Roda JC Kerkrade, Twente Enschede
10	 Scotland	3	Glasgow FC, Celtic FC, Hibernians
11	 Turkey	7	Galatasaray SK, BB Ankara, DSK Denizli, KSK Kayseri, TSK Trabzon, SSK Sivas, Eskişehirspor

³ Last official ranking July 2009

12	 Ukraine	1	FC Dynamo Kyiv
13	 Belgium	3	RSC Charleroi, AS Eupen, KSC Lokeren
14	 Greece	1	Panathinaïkos FC
15	 Czech Rep.	1	SK Slavia Praha
16	 Switzerland	3	FC Basel 1893, FC Sion, Neuchâtel Xamax
17	 Bulgaria	1	Lokomotiv Plovdiv
18	 Norway	2	Rosenborg BK, Stromsgodset Drammen
20	 Austria	1	Red Bull Salzburg
22	 Israel	6	Hapoel Tel-Aviv, Bnei Yehuda Tel Aviv, Hapoel Petah Tikva, Maccabi Ahi Nazareth, Maccabi Netanya, Hapoel Kiryat Shmona FC
23	 Sweden	2	Helsingborgs IF, IFK Norrköping
26	 Hungary	1	Gyori ETO, Kispest Honved
28	 Cyprus	3	Olympiakos Nicosia, Omonia Nicosia, Nea Salamina
34	 Moldova	1	Sheriff Tiraspol
35	 Rep. of Ireland	1	Sligo Rovers
36	 FYR Macedonia	1	Macedonia Skopje
42	 Azerbaijan	1	FK Mugan
44	 Armenia	1	FC Pyunik Erevan

Source : ECA/CAF

ECA clubs represented

39 ECA members from **17** different UEFA countries have at least one player playing in the 2010 CAN edition in Angola. As we can see, Chelsea FC, AS Monaco FC and Olympique de Marseille have released 4 players.

Country	Players from an ECA member
 Angola	SL Benfica, FC Dinamo București
 Algeria	Glasgow Rangers, VfL Wolfsburg
 Malawi	<i>None</i>
 Mali	FC Barcelona, Sevilla FC, Real Madrid CF, Juventus, FC Girondins de Bordeaux, Helsingborgs IF
 Côte d'Ivoire	Chelsea FC (2 players), Arsenal FC, FC Barcelona, FC Sevilla, AS Monaco FC, LOSC Lille Metropole, Olympique de Marseille, Hamburger SV, VfB Stuttgart, Galatasaray SK
 Burkina Faso	AJ Auxerre, Olympique de Marseille, Hamburger SV, CFR 1907 Cluj
 Ghana	Chelsea FC, AC Milan, AJ Auxerre, Bayer 04 Leverkusen, FC Basel 1893, Rosenborg BK
 Togo	Aston Villa FC, AS Monaco FC, Bayer 04 Leverkusen
 Egypt	BV Borussia Dortmund
 Nigeria	Chelsea FC, AS Monaco FC, Olympique de Marseille, VfL Wolfsburg, FC Lokomotiv Moskva, PFC CSKA Moskva, FC Dynamo Kyiv
 Mozambique	Sporting Clube de Portugal, Panathinaïkos FC
 Benin	Paris-St-Germain FC
 Cameroon	Arsenal FC, Tottenham Hotspur FC, FC Internazionale Milano, AS Monaco FC, LOSC Lille Metropole, Olympique de Marseille, Olympique Lyonnais, AFC Ajax Amsterdam, Celtic FC
 Gabon	LOSC Lille Metropole
 Tunisia	SK Slavia Praha
 Zambia	Helsingborgs IF, FC Pyunik Erevan

Source : ECA/CAF

European club representation in African teams

Most players of the Top African National teams (according to the FIFA/CAF ranking) play in European leagues. The entire squad of Cameroon and Nigeria is playing in Europe. From the Cote d'Ivoire team only the 3rd goalkeeper does not play in Europe.

CAF Ranking	Country	African players playing in Europe	% of the team playing in Europe
1	 Cameroon	23/23	100.0%
3	 Nigeria	23/23	100.0%
2	 Côte d'Ivoire	22/23	95.6%
7	 Mali	19/23	82.6%
9	 Burkina Faso	17/23	73.9%
6	 Ghana	17/23	73.9%
13	 Togo	17/23	73.9%
8	 Gabon	16/23	69.6%
11	 Benin	14/23	69.6%
5	 Algeria	13/23	56.5%
20	 Angola	10/23	43.5%
17	 Zambia	7/23	30.4%
10	 Tunisia	6/23	26.1%
14	 Mozambique	5/23	21.7%
4	 Egypt	2/23	8.6%
23	 Malawi	2/23	8.6%

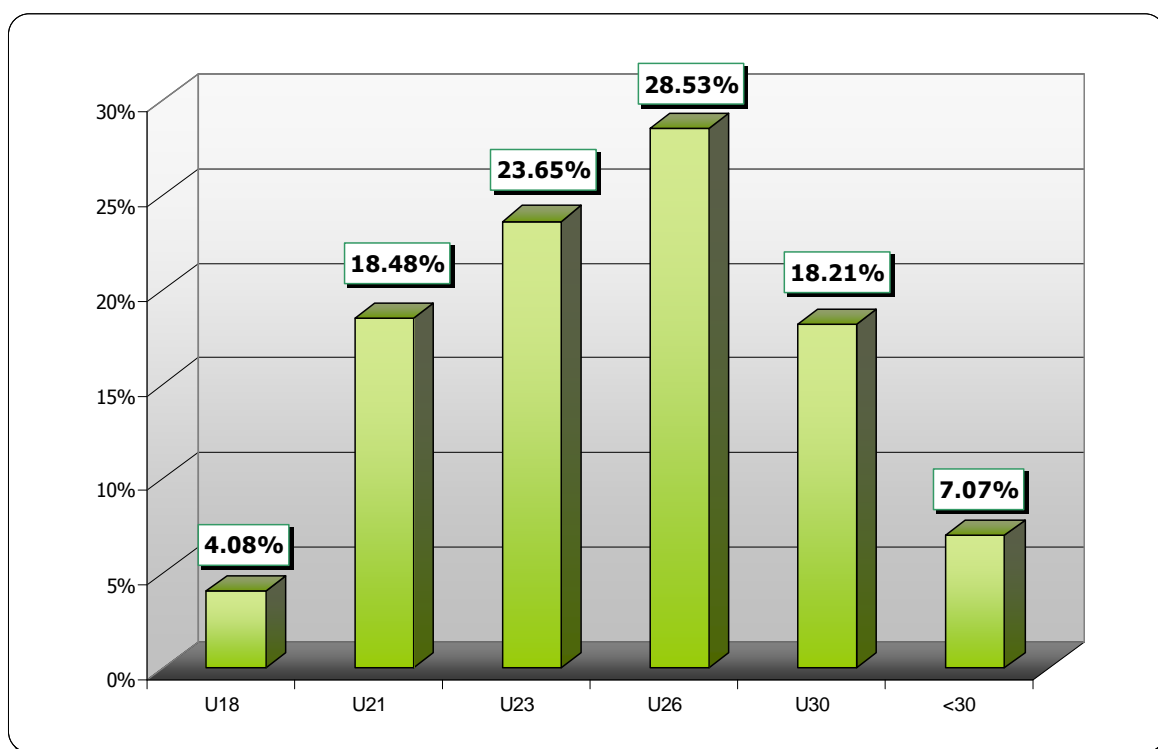
Source: ECA/CAF Ranking (Nov 2009)

Average age within the African teams

The Africa Cup of Nations attracts interest from beyond Africa. This 2010 edition in particular, holds a lot of significance to many countries around the globe just before the FIFA World Cup 2010 in South Africa. Here some graphics which show the age scale of the players playing in Europe and also which African teams have the most players by age category.

The highest proportion of players is between 24 and 26, (born in 1982, 1983 and 1984). **46.2%** of all players present at the CAN are U23 (born before 1986).































We may note here that the oldest Player is Essam El-Hadary (37, Egypt), playing for Egyptian club Ismaili SC, the youngest one being Emmanuel Mbola (16, Zambia) playing with Armenian 2009/2010 champions Pyunik Erevan.



Source : ECA/CAF

Age Category	Year of birth	Age
U18	1992/91/90	16 to 18
U21	1987/88/89	19 to 21
U23	1985/86	22 to 23
U26	1982/83/84	24 to 26
U30	1978/79/80/81	27 to 30
>30	1977-1973	28 to 37

Top 3 countries in number of players by Age category

Age	Year of Birth	First	Second	Third
20-22	1988-1889	8 players:  Ghana	6 players:  Togo	5 players:  Malawi  Gabon
22-24	1986-1987	6 players:  Benin  Burkina Faso  Mali	5 players:  Nigeria  Togo  Tunisia  Zambia	4 players:  Cameroon  Egypt  Gabon  Ghana
24-26	1984-1985	9 players:  Tunisia	8 players:  Benin  Zambia	7 players:  Algeria
26-28	1982-1983	8 players:  Nigeria	7 players:  Mozambique	6 players:  Burkina Faso  Côte d'Ivoire
28-30	1980-1981	6 players:  Angola	2 players:  Côte d'Ivoire  Egypt  Mali  Mozambique  Togo  Ghana	

Source : ECA/CAF

Full Study of African Nations qualified for the FIFA World Cup 2010

Algeria

FIFA World Cup 2010	England, United States and Slovenia
---------------------	-------------------------------------

Almost half of the team (**47.8%**) is older than 27. "Only" **56.5 %** of the players play in Europe (mainly in the BIG 5, Scotland and Portugal.)

Year of birth	Age	GK ⁴	DEF ⁵	MID ⁶	FOR ⁷	TOTAL	% ⁸	UEFA ⁹	% ¹⁰
1992/91/90	U18								
1987/88/89	U21								
1985/86	U23		1	3		4	17.3%	4	17.3%
1982/83/84	U26	1	2	3	2	8	34.8%	6	26.1%
1978/79/80/81	U30	1	2	3		6	26.1%	3	13.0%
> 1977		1	3		1	5	21.7%		
						23 p.	100%	13p.	56.%

Source : ECA/CAF

⁴ GK : Goalkeeper

⁵ DEF : Defender

⁶ MID : midfield

⁷ FOR : Forward

⁸ % : Percentage of the player by age category

⁹ Number of the player by age category playing in European clubs

¹⁰ % : Percentage of the player in the team by age category playing in European clubs

Cameroon

FIFA World Cup 2010	The Netherlands, Denmark and Japan
---------------------	------------------------------------

78.3% of the team is U26. All players from Cameroon team are currently playing in European clubs.

Year of birth	Age	GK	DEF	MID	FOR	TOTAL	%	UEFA	%
1992/91/90	U18		1	1		2	8.7%	2	8.7%
1987/88/89	U21			2		2	8.7%	2	8.7%
1985/86	U23	1	2	3		6	26.1%	6	26.1%
1982/83/84	U26	1	2	3	2	8	34.8%	8	34.8%
1978/79/80/81	U30				2	2	8.7%	2	8.7%
> 1977		1	2			3	13.0%	3	13.0%
						23 p.	100%	23p.	100%

Source : ECA/CAF

Côte d'Ivoire

FIFA World Cup 2010	Brazil, North Korea and Portugal
---------------------	----------------------------------

The Côte d'Ivoire team mainly relies on players between 24 and 30 years old. **65%** are in this age category (Drogba, Zokora, K.Touré, Dindane, Koné...). **95.6%** of team is playing in European clubs.

Year of birth	Age	GK	DEF	MID	FOR	TOTAL	%	UEFA	%
1992/91/90	U18								
1987/88/89	U21		1		1	2	8.7%	2	8.7%
1985/86	U23	1	1	2	1	5	21.7%	4	17.3%
1982/83/84	U26		3	4		7	30.4%	7	30.4%
1978/79/80/81	U30	2	3	1	2	8	34.8%	8	34.8%
> 1977					1	1	4.3%	1	4.3%
						23 p.	100%	22p.	95.6%

Source : ECA/CAF

 **Ghana** 

FIFA World Cup 2010	Germany, Serbia and Australia.
---------------------	--------------------------------

Ghana has one of the youngest squad, **17 players are less than 24 years old**. 11 players are less than 22 years old. **73.9%** of the Ghanaian players play in European clubs.

Year of birth	Age	GK	DEF	MID	FOR	TOTAL	%	UEFA	%
1992/91/90	U18		1	1	1	3	13.0%	3	13.0%
1987/88/89	U21	1	2	4	2	8	34.8%	8	34.8%
1985/86	U23		2	2	2	6	26.1%	6	26.1%
1982/83/84	U26	1		1		2	8.7%	2	8.7%
1978/79/80/81	U30	1	1		1	3	13.0%	3	13.0%
> 1977			1			1	4.3%	1	4.3%
						23 p.	100%	17p.	73.9%

Source : ECA/CAF

■ ■ Nigeria ■ ■

FIFA World Cup 2010	Argentina, Korea Republic and Greece
---------------------	--------------------------------------

Almost **half of the team** (47.8%) **is between 24 and 26**, one of the highest proportion at this age scale. All Nigerian players are currently registered at European clubs.

Year of birth	Age	GK	DEF	MID	FOR	TOTAL	%	UEFA	%
1992/91/90	U18								
1987/88/89	U21		1	1	1	3	13.0%	3	13.0%
1985/86	U23		2	1	1	4	17.3%	4	17.3%
1982/83/84	U26	3	3	3	2	11	47.8%	11	47.8%
1978/79/80/81	U30		2	2		4	17.3%	4	17.3%
> 1977					1	1	4.3%	1	4.3%
						23 p.	100%	23p.	100%

Source : ECA/CAF